



# Partner Enrollment Guide

## Table of Contents

### Required for all Applications:

[Navigating to the Enrollment Application](#)

[Register for a Red Hat account](#)

### Once you have verified your Red Hat account, please navigate to the relevant enrollment process:

[Reseller Enrollment Process](#)

[Certified Cloud and Service Providers \(CCSP\) Enrollment Process](#)

[Embedded Solutions Enrollment Process](#)

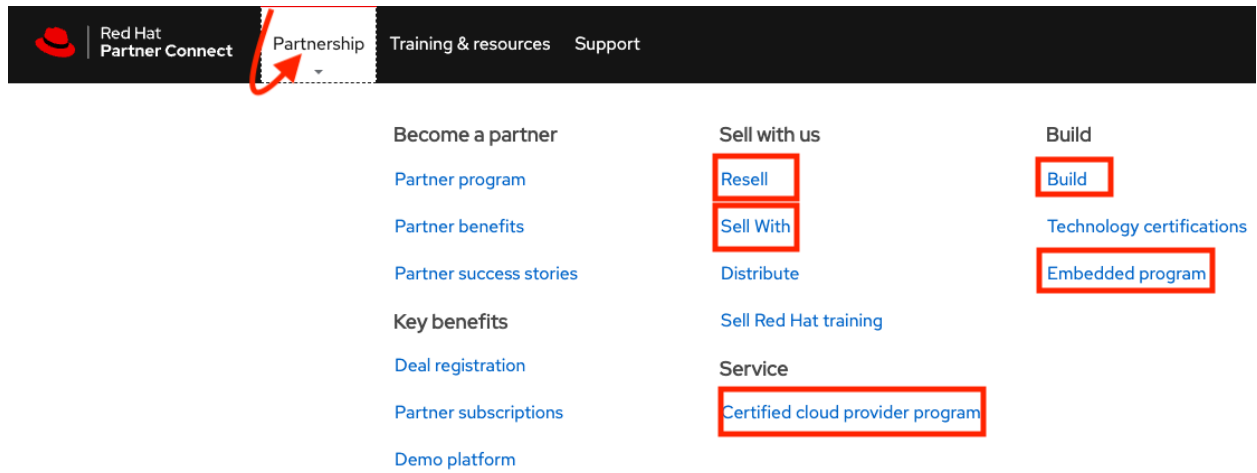
[Build Enrollment Process](#)

[Sell With Enrollment Process](#)

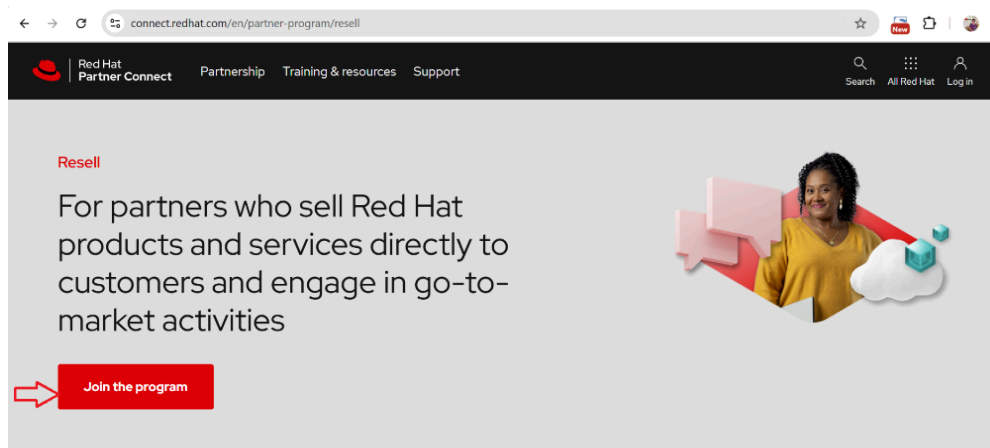


## Navigating to the Enrollment Application

**Step 1:** Visit [connect.redhat.com](https://connect.redhat.com), then click on **'Partnership'** and select one of the applicable programs: **Resell** (Solution providers), **Sell With**, **Certified cloud provider**, **Build** or **Embedded solutions**.



**Step 2:** Once Partnership has been selected, you will be prompted to click the **Join the Program button** (as shown in below screenshot)

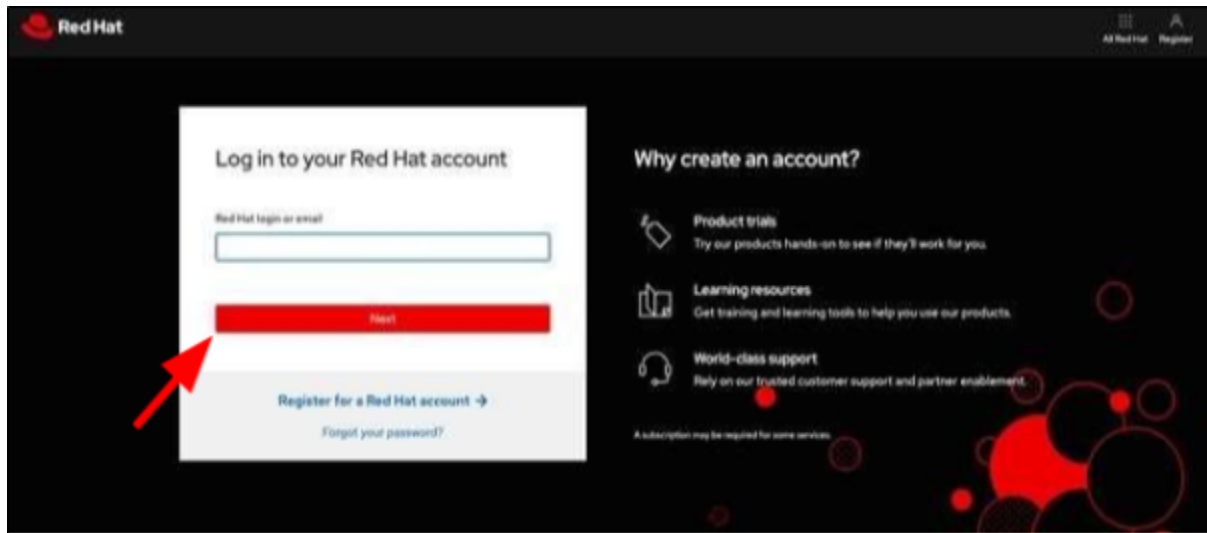


**Step 3:** Log into your **Red Hat account** or [create a Red Hat account](#) and you will be redirected to the application workflow.



## Register for a Red Hat account

**Step 1:** Navigate to [connect.redhat.com](https://connect.redhat.com) then click **Register for a Red hat account**.



**Step 2:** Fill in the **Login information** fields by choosing a Red Hat login and password.

### Register for a Red Hat account

Red Hat will collect your contact and account information to create your Red Hat account. We use your personal data to identify you and to provide you with information, support, and customer service. For more information, please see [Red Hat's privacy statement](#).

---

**Need to join your organization's account?**

Do not complete the form below if you need to join an existing account. In order to access subscriptions purchased by your organization, contact an organization administrator to join, or contact [Customer Service](#) with questions.

---

\* All fields required

#### Login information

Choose a Red Hat login \*

Your login is a user ID for accessing your account across all Red Hat sites. It must be at least 5 characters and **cannot be changed once created**.

Choose a password \*

— Must be at least 14 characters  
— Must include at least 3 of the following: lowercase letter, uppercase letters, numbers, symbols  
— Cannot contain the word(s) "redhat" or "password"

Confirm password \*



**Step 3:** Fill in the **Personal information** fields and then select the **Corporate** Account type.

### Personal information

**First name \***  **Last name \***

**Email address \***  **Phone number \***  !  
Please enter a valid phone number

**Job role \***

### Account type

**Choose account type \***

**Corporate**  
Allows a set of users within your organization to centrally make purchases or administer systems

**Personal**  
For purchasing or administering your own personal systems

**Step 4:** Fill in the **Contact Information** fields and click **Create my Account**.

**Company name \***  
Onboarding Cloud Companies

**Country/Region \***  
United States

**Address line 1 \***  
100 E Davis St

**Address line 2 \***

**Postal code \*** 27601 **City \*** RALEIGH

**State/Province \*** North Carolina **County \*** WAKE

**Marketing opt-in**  
Red Hat may use your personal data to inform you about its products, services, and events.

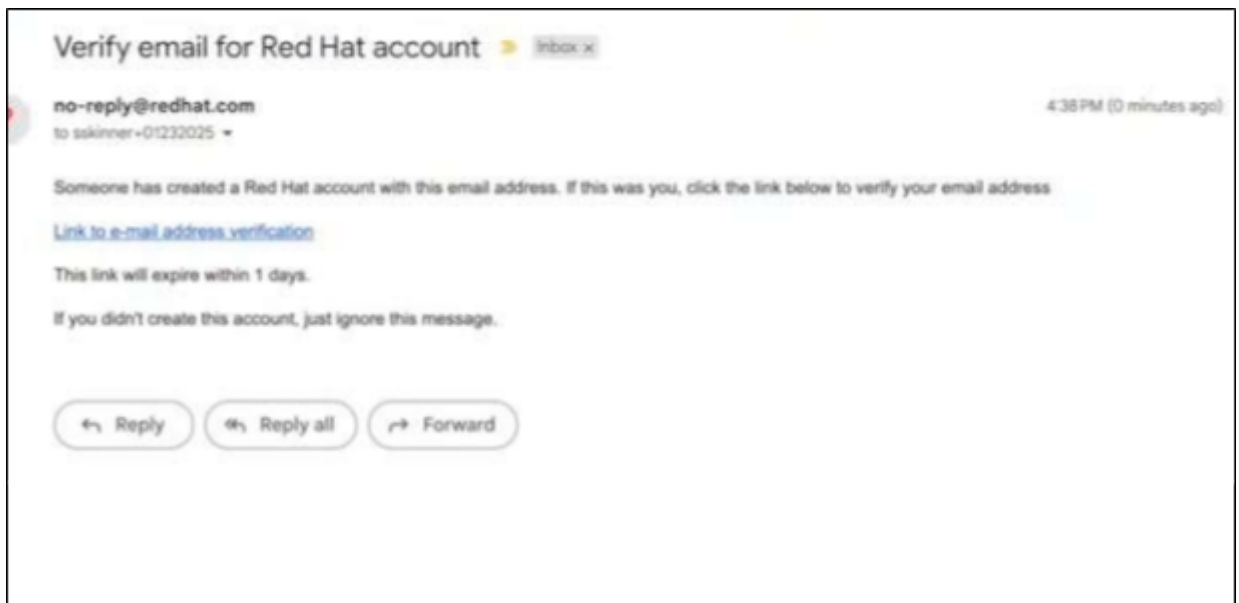
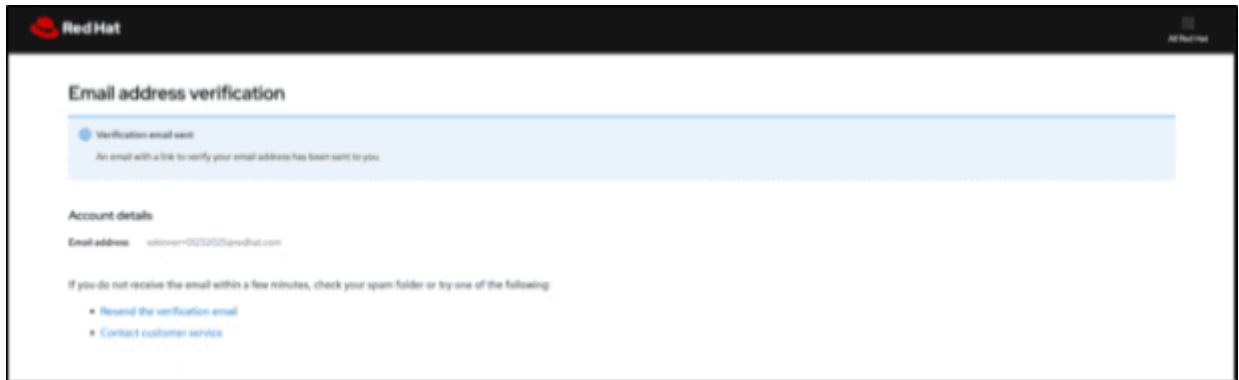
Notify me about products, services, and events.

You can stop receiving marketing emails by clicking the unsubscribe link in each email or withdraw your consent at any time in the [preference center](#). See [privacy statement](#) for details.

[Create my account](#) [Back to login page](#)



**Step 5:** You will receive a verification email. Navigate to the email you provided and click **Link to e-mail address verification** in the email to be directed to the partner enrollment application screen to continue your partner application workflow.





## Reseller Enrollment Process

**Step 1:** Select your **Authorized Country** and **Language Preferences** for viewing the full enrollment process, then click **Next**.

**\*Note:** You can now submit applications on behalf of your company entities by country, ensuring that the relevant agreements populate based on the location.

Apply to become a Red Hat partner

Partner Preferences Program Selection Detailed Company L... Partner Code of Con... Integrity Training Qualification Agreements Preview Application Finish

\* Authorized Country  
United States

\* Language Preferences  
English

Next

**Step 2:** Select the **RHPP Resell module**, then click **Next**.

Apply to become a Red Hat partner

Program Selection Detailed Company L... Partner Code of Con... Integrity Training Qualification Agreements Preview Application Finish

Please select the Red Hat Partner Program (RHPP) module or other program you wish to apply:

- RHPP Resell module: For companies that sell and transact the sale of Red Hat offers directly to end customers.
- RHPP Sell With module: For companies engaged in joint solution selling with Red Hat but do not transact the sale.
- RHPP Build module: For companies who validate or certify their hardware or software products on Red Hat technologies and bring those offers to market as part of joint solutions with Red Hat offers.
- Certified Cloud & Service Provider (CCSP): For the inclusion of Red Hat CCSP offers as part of a partner's cloud, hosting or managed services business and offers.
- Embedded: For the packaging of Red Hat products into a partner's single-purpose hardware appliances or turnkey software.

Previous Next

**Step 3:** Populate the **'Detailed Company information'** section, then click **Next**.

**\*Note:** Website is a required field.

Apply to become a Red Hat partner

Detailed Company Information Partner Code of C... Integrity Training Qualification Agreements Preview Applicati... Finish

Please provide the details for your company.

\* Website

Application Types  
--None--

Company Description

Distributor Referral Code

Number of Employees  
--None--

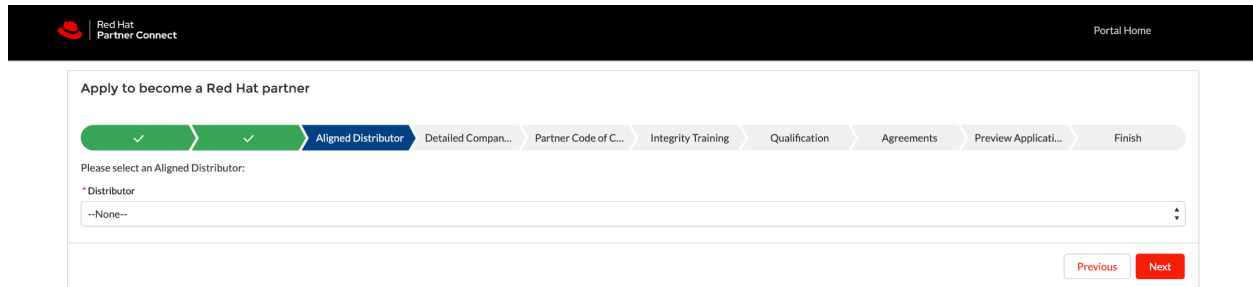
Additional Partnerships  
--None--

Target Market Size  
--None--

Red Hat Point of Contact

Total Annual Revenue  
--None--

Previous Next

**Step 4: Select** an Aligned Distributor, then click **Next**.

Apply to become a Red Hat partner

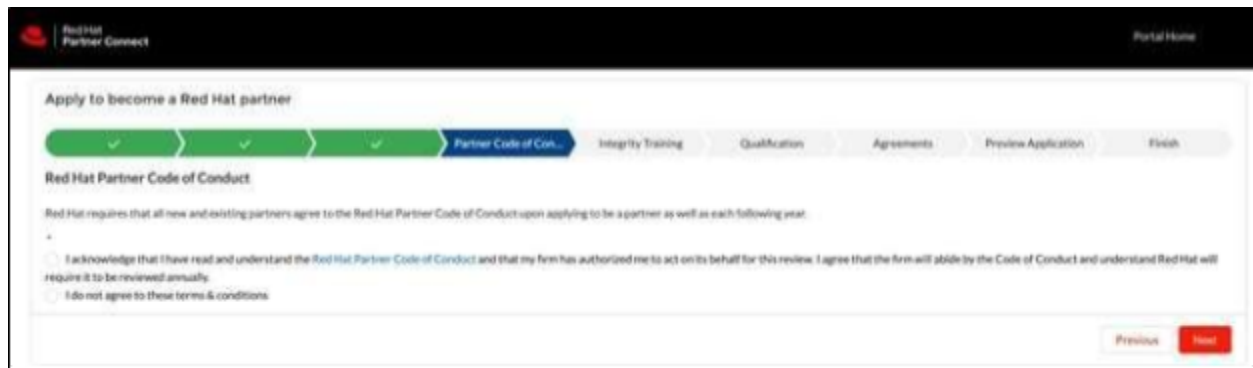
Progress bar: [Completed] [Completed] **Aligned Distributor** Detailed Compan... Partner Code of C... Integrity Training Qualification Agreements Preview Applicati... Finish

Please select an Aligned Distributor:

\* Distributor

--None--

Previous Next

**Step 5: Attest** to the Partner Code of Conduct, then click **Next**.

Apply to become a Red Hat partner

Progress bar: [Completed] [Completed] [Completed] **Partner Code of Con...** Integrity Training Qualification Agreements Preview Application Finish

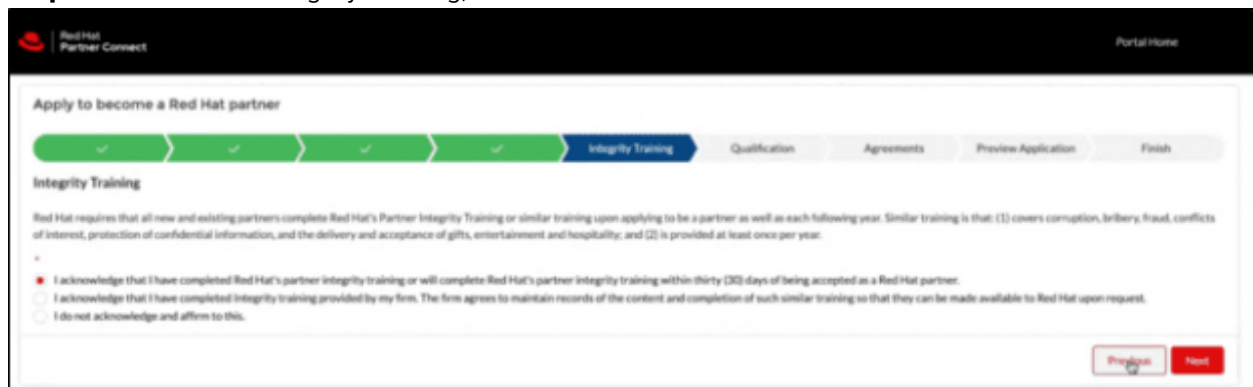
**Red Hat Partner Code of Conduct**

Red Hat requires that all new and existing partners agree to the Red Hat Partner Code of Conduct upon applying to be a partner as well as each following year.

I acknowledge that I have read and understand the Red Hat Partner Code of Conduct and that my firm has authorized me to act on its behalf for this review. I agree that the firm will abide by the Code of Conduct and understand Red Hat will require it to be reviewed annually.

I do not agree to these terms & conditions.

Previous Next

**Step 6: Confirm** the Integrity Training, then click **Next**.

Apply to become a Red Hat partner

Progress bar: [Completed] [Completed] [Completed] [Completed] **Integrity Training** Qualification Agreements Preview Application Finish

**Integrity Training**

Red Hat requires that all new and existing partners complete Red Hat's Partner Integrity Training or similar training upon applying to be a partner as well as each following year. Similar training is that: (1) covers corruption, bribery, fraud, conflicts of interest, protection of confidential information, and the delivery and acceptance of gifts, entertainment and hospitality; and (2) is provided at least once per year.

I acknowledge that I have completed Red Hat's partner integrity training or will complete Red Hat's partner integrity training within thirty (30) days of being accepted as a Red Hat partner.

I do not acknowledge and affirm to this.

Previous Next

**Step 7: Agree** to the terms and conditions & program guidelines, then click **Next**.

Apply to become a Red Hat partner

Progress bar: [Completed] [Completed] [Completed] [Completed] [Completed] **Agreements** Preview Application Finish

**Agreements**

Please read and accept the following terms and conditions. Acceptance to these terms does not signify acceptance by Red Hat as a Red Hat partner.

\*Red Hat Partner Reseller Agreement

I agree to these terms & conditions described in [Red Hat Partner Reseller Agreement](#)

I do not agree to these terms & conditions

\*Red Hat Partner Reseller Program Guide

I agree to abide to the terms & conditions described in [Red Hat Partner Reseller Program Guide](#)

I do not agree to the guide

Note: This click through agreement does not supersede existing and active signed partner agreements.

Previous Next



**Step 8: Preview** your application, then click the **Submit** button.

The screenshot shows the 'Apply to become a Red Hat partner' page. At the top, there is a progress bar with 10 steps, all marked with green checkmarks. The 10th step is highlighted in blue and labeled 'Preview Application'. Below the progress bar, the text 'Please review your application' is displayed. Underneath, there is a section titled 'Partner Details' with a dropdown arrow. This section is divided into two columns: 'Contact Information' and 'Additional Company Information'. The 'Contact Information' column includes fields for 'Contact Name' and 'Contact Email'. The 'Additional Company Information' column includes fields for 'Total Annual Revenue', 'Target Market Size', 'Application Types', 'Distributor Referral Code', and 'Additional Partnerships'. Below these fields, there is a 'Company Information' section with fields for 'Company Name' and 'Company Address'. At the bottom of the form, there is a line of text: 'You acknowledge that you have read and accepted the Red Hat code of conduct, terms of services agreement and program appendices.' In the bottom right corner, there are two buttons: 'Previous' and 'Submit'.

**Step 9:** Confirmation of your submitted application will display with the option to return to the homepage. You have now completed the Partner Enrollment application.

The screenshot shows the confirmation screen after submitting the application. At the top, there is a progress bar with 10 steps, all marked with green checkmarks. Below the progress bar, the text 'Thank you for your application Red Hat Partner Program.' is displayed. Underneath, there is a line of text: 'Your application will be reviewed and you will be notified via email with the next steps of partner setting. You will be informed of the decision once the process is complete.' In the bottom center, there is a red button labeled 'Return to home page'.



## Certified Cloud and Service Providers (CCSP) Enrollment Process

**Step 1:** Select your **Authorized Country** and **Language Preferences** for viewing the full enrollment process, then click **Next**.

**\*Note:** You can now submit applications on behalf of your company entities by country, ensuring that the relevant agreements populate based on the location.

Apply to become a Red Hat partner

Partner Preferences Program Selection Detailed Company L... Partner Code of Con... Integrity Training Qualification Agreements Preview Application Finish

\* Authorized Country  
United States

\* Language Preferences  
English

Next

**Step 2:** Select the **Certified Cloud & Service Provider (CCSP)** program, then click **Next**.

Apply to become a Red Hat partner

Program Selection Detailed Company L... Partner Code of Con... Integrity Training Qualification Agreements Preview Application Finish

Please select the Red Hat Partner Program (RHPP) module or other program you wish to apply:

- RHPP Resell module: For companies that sell and transact the sale of Red Hat offers directly to end customers.
- RHPP Sell With module: For companies engaged in joint solution selling with Red Hat but do not transact the sale.
- RHPP Build module: For companies who validate or certify their hardware or software products on Red Hat technologies and bring those offers to market as part of joint solutions with Red Hat offers.
- Certified Cloud & Service Provider (CCSP): For the inclusion of Red Hat CCSP offers as part of a partner's cloud, hosting or managed services business and offers.
- Embedded: For the packaging of Red Hat products into a partner's single-purpose hardware appliances or turnkey software.

Previous Next

**Step 3:** Populate the **'Detailed Company information'** section, then click **Next**.

**\*Note:** The Website field is required.

Apply to become a Red Hat partner

Detailed Company L... Partner Code of Con... Integrity Training Qualification Agreements Preview Application Finish

Detailed Company Information

Please provide the details for your company.

\* Website  
www.newred.com

Company Description

Number of Employees  
--None--

Target Market Size  
--None--

Application Type  
--None--

Distributor Referral Code

Additional Partnerships  
--None--

Red Hat Point of Contact

Total Annual Revenue  
--None--

Previous Next



**Step 4: Attest** to the Partner Code of Conduct, then click **Next**.

The screenshot shows the 'Apply to become a Red Hat partner' progress bar with 'Partner Code of Con...' selected. Below the progress bar, the section is titled 'Red Hat Partner Code of Conduct'. The text states: 'Red Hat requires that all new and existing partners agree to the Red Hat Partner Code of Conduct upon applying to be a partner as well as each following year.' There are two radio button options:   
1.  I acknowledge that I have read and understand the Red Hat Partner Code of Conduct and that my firm has authorized me to act on its behalf for this review. I agree that the firm will abide by the Code of Conduct and understand Red Hat will require it to be reviewed annually.   
2.  I do not agree to these terms & conditions.   
At the bottom right, there are 'Previous' and 'Next' buttons.

**Step 5: Confirm** the Integrity Training, then click **Next**.

The screenshot shows the 'Apply to become a Red Hat partner' progress bar with 'Integrity Training' selected. Below the progress bar, the section is titled 'Integrity Training'. The text states: 'Red Hat requires that all new and existing partners complete Red Hat's Partner Integrity Training or similar training upon applying to be a partner as well as each following year. Similar training is that: (1) covers corruption, bribery, fraud, conflicts of interest, protection of confidential information, and the delivery and acceptance of gifts, entertainment and hospitality; and (2) is provided at least once per year.' There are three radio button options:   
1.  I acknowledge that I have completed Red Hat's partner integrity training or will complete Red Hat's partner integrity training within thirty (30) days of being accepted as a Red Hat partner.   
2.  I acknowledge that I have completed integrity training provided by my firm. The firm agrees to maintain records of the content and completion of such similar training so that they can be made available to Red Hat upon request.   
3.  I do not acknowledge and affirm to this.   
At the bottom right, there are 'Previous' and 'Next' buttons.

**Step 6: Fill** out the CCSP qualification questionnaire, then click **Next**.

**\*Note:** If you select **No** on question four, a checkbox will appear stating that "Having a consumption metering infrastructure in place is a contractual obligation defined in the CCSP agreement and hence is a mandatory requirement". Check the box to agree to the statement before moving on.

The screenshot shows the 'Apply to become a Red Hat partner' progress bar with 'Qualification' selected. Below the progress bar, the section is titled 'Please fill out the following information for CCSP program qualification.' The questions are:   
1. 'How would you rate your technical knowledge of Red Hat products?' with a scale from 1 (Not very knowledgeable) to 5 (Expert).   
2. 'Do you already work with one of the following partners?' with a dropdown menu showing '--None--'.   
3. 'What type of services will you be providing?' with radio button options:   
- Managing/operating end customer's data center or applications in customer's data center   
- Managing/operating end customer's data center or applications in your own data center   
- Managing/operating shared infrastructure to run products, components and/or applications as a service in your own data center   
- Managing/operating complete hardware and software stack on customer behalf in your own data center   
- Managing/operating shared infrastructure for customer owned products and/or applications.   
4. 'Do you have consumption metering in place, if so what type?' with radio button options:   
- Yes   
- No   
- Other   
5. 'What does your Go-To-Market strategy look like?' with a text input field.   
6. 'Do you have an ecosystem of partners that resell your services?' with radio button options:   
- Yes   
- No   
At the bottom right, there are 'Previous' and 'Next' buttons.



**Step 7: Agree** to the terms and conditions & program guidelines, then click **Next**.

The screenshot shows the 'Agreements' step of the application process. At the top, a progress bar indicates that the first seven steps are completed (green) and the current step, 'Agreements', is active (blue). Below the progress bar, the heading 'Agreements' is followed by a request to read and accept terms and conditions. Three sections of terms are listed, each with radio buttons for 'I agree' and 'I do not agree':

- Red Hat Partner Certified Cloud and Service Provider Agreement**:  I agree to these terms & conditions described in Red Hat Partner Certified Cloud and Service Provider Agreement.  I do not agree to these terms & conditions.
- Red Hat Partner Certified Cloud and Service Provider Technical Program Guide**:  I agree to the Red Hat Partner Certified Cloud and Service Provider Technical Program Guide.  I do not agree to the guide.
- Red Hat Partner Certified Cloud and Service Provider Program Guide**:  I agree to abide to the terms & conditions described in Red Hat Partner Certified Cloud and Service Provider Program Guide.  I do not agree to the guide.

A note at the bottom states: 'Note: This click through agreement does not supersede existing and active signed partner agreements.' At the bottom right, there are 'Previous' and 'Next' buttons.

**Step 8: Preview** your application, then click the **Submit** button.

The screenshot shows the 'Preview Application' step. The progress bar now highlights the 'Preview Application' step in blue. The heading 'Please review your application' is followed by a 'Partner Details' section with a dropdown arrow. The details are organized into three columns:

- Contact Information**: Contact Name (Sarbana Misra), Contact Email (kgamis+032125@redhat.com.invalid).
- Company Information**: Company Name (Commander Cloud Services), Company Address (4566 Route 3 - Crain Hwy, PONTIER RIDGE, MD, 20716, United States).
- Additional Company Information**: Total Annual Revenue (<£1 million), Target Market Size (Small), Application Types (Enterprise Resource Planning), Distributor Referral Code, and Additional Partnerships.

Below this is a 'Qualification Information' section with questions and answers:

- How would you rate your technical knowledge of Red Hat products? (3 - Knowledgeable)
- What type of services will you be providing? (Managing/operating shared infrastructure for customer owned products and/or applications)
- Do you have consumption/metering in place? (Yes)
- Please provide additional details (jagprasad@redhat.com)
- What does your Go-To-Market strategy look like?

**Step 9:** Confirmation of your submitted application will display with the option to return to the homepage. You have now completed the Partner Enrollment application.

The screenshot shows the confirmation page. The progress bar is now entirely green, indicating all steps are complete. The main heading is 'Thank you for your application Red Hat Partner Program.' Below this, a message states: 'Your application will be reviewed and you will be notified via email with the next steps of partner setting. You will be informed of the decision once the process is complete.' At the bottom center, there is a red 'Return to home page' button.



## Embedded Solutions Enrollment Process

**Step 1:** Select your **Authorized Country** and **Language Preferences** for viewing the full enrollment process, then click **Next**.

**\*Note:** You can now submit applications on behalf of your company entities by country, ensuring that the relevant agreements populate based on the location.

The screenshot shows the 'Apply to become a Red Hat partner' page in the Red Hat Partner Connect portal. The progress bar indicates that the 'Partner Preferences' step is complete. Below the progress bar, there are two dropdown menus: 'Authorized Country' set to 'United States' and 'Language Preference' set to 'English'. A red 'Next' button is located at the bottom right of the form.

**Step 2:** Select the **Embedded** program, then click **Next**.

The screenshot shows the 'Apply to become a Red Hat partner' page in the Red Hat Partner Connect portal. The progress bar indicates that the 'Program Selection' step is complete. Below the progress bar, there is a heading 'Please select the Red Hat Partner Program (RHPP) module or other program you wish to apply:' followed by a list of radio button options: 'RHPP Resell module', 'RHPP Sell With module', 'RHPP Build module', 'Certified Cloud & Service Provider (CCSP)', and 'Embedded'. The 'Embedded' option is selected. 'Previous' and 'Next' buttons are at the bottom right.

**Step 3:** Populate the **'Detailed Company information'** section, then click **Next**.

**\*Note:** The Website field is required.

The screenshot shows the 'Apply to become a Red Hat partner' page in the Red Hat Partner Connect portal. The progress bar indicates that the 'Detailed Company Information' step is complete. Below the progress bar, there is a heading 'Detailed Company Information' and a sub-heading 'Please provide the details for your company:'. The form contains several fields: 'Website' (with 'www.newtest.com' entered), 'Company Description', 'Number of Employees', 'Target Market Size', 'Application Type', 'Distributor Referral Code', 'Additional Partnerships', 'Red Hat Point of Contact', and 'Total Annual Revenue'. A red 'Next' button is at the bottom right.



**Step 4: Attest** to the Partner Code of Conduct, then click **Next**.

The screenshot shows the 'Apply to become a Red Hat partner' progress bar with the following steps: Partner Code of Con... (highlighted), Integrity Training, Qualification, Agreements, Preview Application, and Finish. The 'Partner Code of Conduct' section contains the following text: 'Red Hat requires that all new and existing partners agree to the Red Hat Partner Code of Conduct upon applying to be a partner as well as each following year.' Below this is a radio button selection:   
 I acknowledge that I have read and understand the Red Hat Partner Code of Conduct and that my firm has authorized me to act on its behalf for this review. I agree that the firm will abide by the Code of Conduct and understand Red Hat will require it to be reviewed annually.   
 I do not agree to these terms & conditions.   
At the bottom right are 'Previous' and 'Next' buttons.

**Step 5: Confirm** the Integrity Training, then click **Next**.

The screenshot shows the 'Apply to become a Red Hat partner' progress bar with the following steps: Integrity Training (highlighted), Qualification, Agreements, Preview Application, and Finish. The 'Integrity Training' section contains the following text: 'Red Hat requires that all new and existing partners complete Red Hat's Partner Integrity Training or similar training upon applying to be a partner as well as each following year. Similar training is that: (1) covers corruption, bribery, fraud, conflicts of interest, protection of confidential information, and the delivery and acceptance of gifts, entertainment and hospitality; and (2) is provided at least once per year.' Below this is a radio button selection:   
 I acknowledge that I have completed Red Hat's partner integrity training or will complete Red Hat's partner integrity training within thirty (30) days of being accepted as a Red Hat partner.   
 I acknowledge that I have completed integrity training provided by my firm. The firm agrees to maintain records of the content and completion of such similar training so that they can be made available to Red Hat upon request.   
 I do not acknowledge and affirm to this.   
At the bottom right are 'Previous' and 'Next' buttons.

**Step 6: Fill out** the Embedded qualification questionnaire, then click **Next**.

The screenshot shows the 'Apply to become a Red Hat partner' progress bar with the following steps: Qualification (highlighted), Agreements, Preview Application, and Finish. The 'Qualification' section contains the following text: 'Please fill out the following information for Embedded Partner program qualification:'. Below this are three questions:   
1. 'Does your use case include Embedding and distributing a packaged solution or hosting an application in a cloud environment?' with radio buttons for 'Yes' and 'No'.   
2. 'Will you provide Tier 1 and Tier 2 support for the entire application stack, including the Red Hat solution?' with radio buttons for 'Yes' and 'No'.   
3. 'What is the name of the application you are integrating with Red Hat software and can you supply a link to the webpage?' with a text input field.   
At the bottom right are 'Previous' and 'Next' buttons.



**Step 7: Agree** to the terms and conditions, then click **Next**.

The screenshot shows the 'Agreements' step of the application process. At the top, a progress bar indicates that the 'Agreements' step is currently active, with 'Preview Application' and 'Finish' steps following. Below the progress bar, the heading 'Agreements' is followed by a paragraph of text: 'Please read and accept the following terms and conditions. Acceptance to these terms does not signify acceptance by Red Hat as a Red Hat partner.' Below this, there is a section for the 'Red Hat Partner Embedded Agreement' with two radio button options: 'I agree to these terms & conditions described in Red Hat Partner Embedded Agreement' (which is selected) and 'I do not agree to these terms & conditions'. A small note below the options states: 'Note: This click through agreement does not supersede existing and active signed partner agreements.' At the bottom right, there are 'Previous' and 'Next' buttons.

**Step 8: Preview** your application, then click the **Submit** button.

The screenshot shows the 'Preview Application' step. The progress bar at the top indicates that the 'Preview Application' step is active. Below the progress bar, the heading 'Please review your application' is followed by a 'Partner Details' section. This section is divided into 'Contact Information' and 'Additional Company Information'. The 'Contact Information' section includes fields for 'Contact Name' (Ty Reseller), 'Contact Email' (tkinnerty10172024@redhat.com.invalid), and 'Company Information' (Company Name: Ty's Treats and Tech, Company Address: RALEIGH, NC 27612, United States). The 'Additional Company Information' section includes fields for 'Total Annual Revenue', 'Target Market Size', 'Application Types', 'Distributor Referral Code', and 'Additional Partnerships'. Below the 'Partner Details' section is a 'Qualification information' section with three questions: 'Does your use case include Embedding and distributing a packaged solution or hosting an application in a cloud environment?' (Yes), 'Will you provide Tier 1 and Tier 2 support for the entire application stack, including the Red Hat solution?' (Yes), and 'What is the name of the application you are integrating with Red Hat software and can you supply a link to the webpage?' (This is a test). At the bottom, there is a disclaimer: 'You acknowledge that you have read and accepted the Red Hat code of conduct, terms of services agreement and program appendices.' At the bottom right, there are 'Previous' and 'Submit' buttons.

**Step 9:** Confirmation of your submitted application will display with the option to return to the homepage. You have now completed the Partner Enrollment application.

The screenshot shows the confirmation page. At the top, the heading 'Apply to become a Red Hat partner' is followed by a progress bar that is fully completed. Below the progress bar, the text reads: 'Thank you for your application Red Hat Partner Program. Your application will be reviewed and you will be notified via email with the next steps of partner setting. You will be informed of the decision once the process is complete.' At the bottom center, there is a red button labeled 'Return to home page'.



## Build Enrollment Process

**Step 1:** Select your **Authorized Country** and **Language Preferences** for viewing the full enrollment process, then click **Next**.

**\*Note:** You can now submit applications on behalf of your company entities by country, ensuring that the relevant agreements populate based on the location.

Apply to become a Red Hat partner

Partner Preferences Program Selection Detailed Company L... Partner Code of Con... Integrity Training Qualification Agreements Preview Application Finish

\* Authorized Country  
United States

\* Language Preferences  
English

Next

**Step 2:** Select the **RHPP Build module**, then click **Next**.

Apply to become a Red Hat partner

Program Selection Detailed Company L... Partner Code of Con... Integrity Training Qualification Agreements Preview Application Finish

Please select the Red Hat Partner Program (RHPP) module or other program you wish to apply:

- RHPP Resell module: For companies that sell and transact the sale of Red Hat offers directly to end customers.
- RHPP Sell With module: For companies engaged in joint solution selling with Red Hat but do not transact the sale.
- RHPP Build module: For companies who validate or certify their hardware or software products on Red Hat technologies and bring those offers to market as part of joint solutions with Red Hat offers.
- Certified Cloud & Service Provider (CCSP): For the inclusion of Red Hat CCSP offers as part of a partner's cloud, hosting or managed services business and offers.
- Embedded: For the packaging of Red Hat products into a partner's single-purpose hardware appliances or turnkey software.

Previous Next

**Step 3:** Populate the **'Detailed Company information'** section, then click **Next**.

**\*Note:** The Website is required.

Apply to become a Red Hat partner

Detailed Company Information Partner Code of Con... Integrity Training Qualification Agreements Preview Application Finish

Detailed Company Information

Please provide the details for your company.

\* Website

Application Types

Company Description

Distributor Referral Code

Number of Employees

Additional Partnerships

Target Market Size

Red Hat Point of Contact

Total Annual Revenue

Previous Next



**Step 4: Attest** to the Partner Code of Conduct, then click **Next**.

Apply to become a Red Hat partner

Progress bar: Partner Code of Con... Integrity Training Qualification Agreements Preview Application Finish

### Red Hat Partner Code of Conduct

Red Hat requires that all new and existing partners agree to the Red Hat Partner Code of Conduct upon applying to be a partner as well as each following year.

- I acknowledge that I have read and understand the [Red Hat Partner Code of Conduct](#) and that my firm has authorized me to act on its behalf for this review. I agree that the firm will abide by the Code of Conduct and understand Red Hat will require it to be reviewed annually.
- I do not agree to these terms & conditions

[Previous](#) [Next](#)

**Step 5: Confirm** the Integrity Training, then click **Next**.

Apply to become a Red Hat partner

Progress bar: Integrity Training Qualification Agreements Preview Application Finish

### Integrity Training

Red Hat requires that all new and existing partners complete Red Hat's Partner Integrity Training or similar training upon applying to be a partner as well as each following year. Similar training is that: (1) covers corruption, bribery, fraud, conflicts of interest, protection of confidential information, and the delivery and acceptance of gifts, entertainment and hospitality; and (2) is provided at least once per year.

- I acknowledge that I have completed Red Hat's partner integrity training or will complete Red Hat's partner integrity training within thirty (30) days of being accepted as a Red Hat partner.
- I acknowledge that I have completed Integrity training provided by my firm. The firm agrees to maintain records of the content and completion of such similar training so that they can be made available to Red Hat upon request.
- I do not acknowledge and affirm to this.

[Previous](#) [Next](#)

**Step 6: Fill out** the Build qualification questionnaire, then click **Next**.

Apply to become a Red Hat partner

Please indicate the type of offerings in your company's portfolio (select all that apply):

- Software products
- Hardware systems or components
- Services (System integration, managed services, cloud hosting, AI, etc.)
- Other

Have you already, or do you plan to enroll in any additional modules?

[Previous](#) [Next](#)

**Step 7: Agree** to the terms and conditions & program guidelines, then click **Next**.

Apply to become a Red Hat partner

Progress bar: Agreements Preview Applic... Finish

### Agreements

Please read and accept the following terms and conditions. Acceptance to these terms does not signify acceptance by Red Hat as a Red Hat partner.

- Red Hat Partner Build Agreement**
- I agree to these terms & conditions described in [Red Hat Partner Build Agreement](#)
- I do not agree to these terms & conditions

Note: This click through agreement does not supersede existing and active signed partner agreements.

[Previous](#) [Next](#)

**Step 8: Preview** your application, then click the **Submit** button

Apply to become a Red Hat partner

Progress bar: Preview Application Finish

Please review your application

- Partner Details

[Contact Information](#) [Additional Company Information](#)



## Sell With Enrollment Process

**Step 1:** Select your **Authorized Country** and **Language Preferences** for viewing the full enrollment process, then click **Next**.

**\*Note:** You can now submit applications on behalf of your company entities by country, ensuring that the relevant agreements populate based on the location.

Red Hat Partner Connect Portal Home

Apply to become a Red Hat partner

Partner Preferences Program Selection Detailed Company L... Partner Code of Con... Integrity Training Qualification Agreements Preview Application Finish

\*Authorized Country  
United States

\*Language Preferences  
English

Next

**Step 2:** Select the **RHPP Sell With** module, then click **Next**.

Red Hat Partner Connect Portal Home

Apply to become a Red Hat partner

Program Selection Detailed Company L... Partner Code of Con... Integrity Training Qualification Agreements Preview Application Finish

Please select the Red Hat Partner Program (RHPP) module or other program you wish to apply:

- RHPP Resell module: For companies that sell and transact the sale of Red Hat offers directly to end customers.
- RHPP Sell With module: For companies engaged in joint solution selling with Red Hat but do not transact the sale.
- RHPP Build module: For companies who validate or certify their hardware or software products on Red Hat technologies and bring those offers to market as part of joint solutions with Red Hat offers.
- Certified Cloud & Service Provider (CCSP): For the inclusion of Red Hat CCSP offers as part of a partner's cloud, hosting or managed services business and offers.
- Embedded: For the packaging of Red Hat products into a partner's single-purpose hardware appliances or turnkey software.

Previous Next

**Step 3:** Select the **'Sell With'** program you wish to apply for, then click **Next**.

Red Hat Partner Connect Portal Home

Apply to become a Red Hat partner

Program Selection Detailed Company L... Partner Code of Con... Integrity Training Qualification Agreements Preview Application Finish

Please select the sell with program you wish to apply:

- Sell With for Independent Software Vendors (ISV): Choose this if your company develops and sells its own software product(s). As an ISV partner, you will sell your technology alongside ours to provide a joint solution to customers.
- Sell With for Systems Integrators (SI): Choose this if your company provides professional services. As an SI partner, you will sell your consulting, implementation, or other services to customers using our platforms.
- Sell With: Choose this if your business model is not primarily an ISV or SI and your partnership model is to sell alongside Red Hat. Please briefly describe your business and how you would like to partner with us.

Previous Next



**Step 4: Populate** the 'Detailed Company information' section, then click **Next**.

**\*Note:** The Website is required.

Apply to become a Red Hat partner

Progress bar: Detailed Company Information (active), Partner Code of Con..., Integrity Training, Qualification, Agreements, Preview Application, Finish

### Detailed Company Information

Please provide the details for your company.

\*Website:

Application Types:

Company Description:

Distributor Referral Code:

Number of Employees:

Additional Partnerships:

Target Market Size:

Red Hat Point of Contact:

Total Annual Revenue:

**Step 5: Attest** to the Partner Code of Conduct, then click **Next**.

Apply to become a Red Hat partner

Progress bar: Partner Code of Con... (active), Integrity Training, Qualification, Agreements, Preview Application, Finish

### Red Hat Partner Code of Conduct

Red Hat requires that all new and existing partners agree to the Red Hat Partner Code of Conduct upon applying to be a partner as well as each following year.

I acknowledge that I have read and understand the [Red Hat Partner Code of Conduct](#) and that my firm has authorized me to act on its behalf for this review. I agree that the firm will abide by the Code of Conduct and understand Red Hat will require it to be reviewed annually.

I do not agree to these terms & conditions

**Step 6: Confirm** the Integrity Training, then click **Next**.

Apply to become a Red Hat partner

Progress bar: Integrity Training (active), Qualification, Agreements, Preview Application, Finish

### Integrity Training

Red Hat requires that all new and existing partners complete Red Hat's Partner Integrity Training or similar training upon applying to be a partner as well as each following year. Similar training is that: (1) covers corruption, bribery, fraud, conflicts of interest, protection of confidential information, and the delivery and acceptance of gifts, entertainment and hospitality; and (2) is provided at least once per year.

I acknowledge that I have completed Red Hat's partner integrity training or will complete Red Hat's partner integrity training within thirty (30) days of being accepted as a Red Hat partner.

I acknowledge that I have completed Integrity training provided by my firm. The firm agrees to maintain records of the content and completion of such similar training so that they can be made available to Red Hat upon request.

I do not acknowledge and affirm to this.



**Step 7: Fill out** the Sell With qualification questionnaire, then click **Next**.

Apply to become a Red Hat partner

Progress bar: Qualification (active), Agreements, Preview Application, Finish

Please fill out the following information for Sell With program qualification:

Please provide the name(s) of the application, product, or solution you are integrating with Red Hat software.

Please describe the primary services you will be providing to your customers.

Do you have an ecosystem of partners (e.g., resellers, distributors, integrators)?

Please outline your go-to-market strategy. We are particularly interested in understanding:

Your primary sales channels (e.g., direct sales, channel partners, online):

Your target customer profile (e.g., industry, company size):

Your key geographic markets:

Have you already, or do you plan to enroll in any additional Red Hat partner program modules?

Buttons: Previous, Next

**Step 8: Agree** to the terms and conditions & program guidelines, then click **Next**.

Apply to become a Red Hat partner

Progress bar: Agreements (active), Preview Application, Finish

**Agreements**

Please read and accept the following terms and conditions. Acceptance to these terms does not signify acceptance by Red Hat as a Red Hat partner.

Red Hat Partner Sell With Agreement

I agree to these terms & conditions described in [Red Hat Partner Sell With Agreement](#)

I do not agree to these terms & conditions

Note: This click through agreement does not supersede existing and active signed partner agreements.

Buttons: Previous, Next

**Step 9: Preview** your application, then click the **Submit** button

Apply to become a Red Hat partner

Progress bar: Preview Application (active), Finish

Please review your application

Partner Details

Contact Information Additional Company Information

**Step 10: Ensure** your application was successfully submitted.

Apply to become a Red Hat partner

Progress bar: All steps completed

**Thank you for your application Red Hat Partner Program.**

Your application will be reviewed and you will be notified via email with the next steps of partner vetting. You will be informed of the decision once the process is complete.

Return to home page